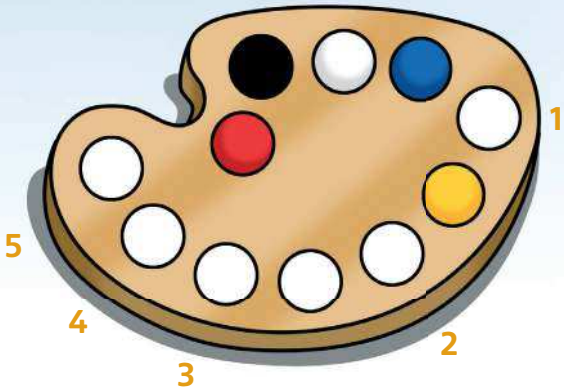




# Red, blue and yellow

**A** Read and colour.

- 1 blue + red = .....
- 2 white + black = .....
- 3 blue + yellow = .....
- 4 yellow + red = .....
- 5 red + white = .....



**B** You and colours. Answer the questions.



- What colour are your eyes?
- What colour is your T-shirt?
- What colour is your bedroom?
- What colour is your hair?
- What is your favourite colour?

Me	My Friend
<input type="checkbox"/>	<input type="checkbox"/>
<input type="checkbox"/>	<input type="checkbox"/>
<input type="checkbox"/>	<input type="checkbox"/>
<input type="checkbox"/>	<input type="checkbox"/>
<input type="checkbox"/>	<input type="checkbox"/>
<input type="checkbox"/>	<input type="checkbox"/>

**C** Look at the pictures. Circle the correct word.

- 1 This is a boat / goat.
- 2 This is a cat / mat.
- 3 This is a kite / tree.
- 4 This is a boy / woman.




**D** ▶ Listen and colour the birds.





**E** Great colours for a car, shoes, sports shoes, ice cream or bike!

What's a good colour for a  ?

What colour  do you like?

What colour are your favourite  ?

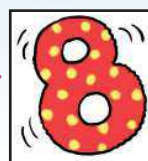
What's a great colour for a  ?

What colour is your favourite  ?



## 5 Answering questions

## How are you?



**We love English.**



~~alphabet~~

**cross**

letter



question

number


**sentence**

tick

words



1 Draw a line.



2 Tick the box.



3 Write **yes**.

## 7 What's your favourite English word?

8 Write a sentence with five words.

9 Write a question with four words.

4 Write a number.

**5** Put a cross in the box.



**6** Write one word.

.....

.....

.....

.....



C Look and read. Write **yes** or **no**.

Pat

Ben

Kim

Hugo



Eva

Mark

Sam

Examples

One of the boys is sleeping.  
The girl in the tree has black hair.

.....yes  
.....no

Questions

- 1 You can see six apples.
- 2 The dog is brown and white.
- 3 The children are in the house.
- 4 The boy's ball is purple.
- 5 The frog is on a book.

.....  
.....  
.....  
.....  
.....


D Listen and draw lines.

E Funtime Mime the sentence.



# Animals and aliens

**A** Write the animals, then draw lines from *a* or *an*.



.....



.....

a

an

- arm
- body
- ear
- eye
- face
- foot
- hand
- head
- leg
- mouth
- nose
- tail

**B** Look and read. Put a tick (✓) or a cross (✗) in the box.

1 This is a hand. ☒

2 This is a nose. ☐

3 This is an eye. ☐

4 This is a leg. ☐

5 This is a mouth. ☐

6 These are arms. ☐

7 This is a head. ☐

8 This is a tail. ☐


9 These are feet. ☐

10 This is an \_\_\_\_\_ !



**C** Read this. Choose a word from the box.  
Write the correct word next to numbers 1–5.

You can see giraffes at the ..... **zoo** ..... Giraffes are very big <sup>(1)</sup> ..... Giraffes have got four long <sup>(2)</sup> ..... and their tails are very long too. Giraffes see with their big brown <sup>(3)</sup> ..... They like eating <sup>(4)</sup> ....., but they don't eat meat. They drink <sup>(5)</sup> ..... Their bodies are yellow, orange and brown. Giraffes are fantastic animals. Do you like giraffes?



**Example**




zoo



water



legs



animals



fruit



shoe




eyes



nose

**D** Write one word on the lines.

This is a ..... and it's a very ..... animal.  
It runs with its ..... legs and it has  
a very long .....  
It likes eating ..... but it doesn't eat meat.  
It drinks ..... and it loves swimming in it too!  
Horses are really cool! Can you ride one?



**E** **Funtime** Play two games!

**Make the animals!**


**Have you got the lizard's tail?**



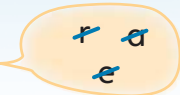
# 7 Look, listen, smile, draw

**A** Look at the pictures. Look at the letters. Write the words.


**Example**



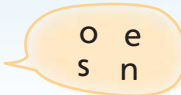
e a r




**3**



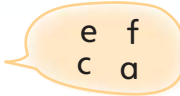
\_\_\_\_\_




**1**




\_\_\_\_\_




**4**



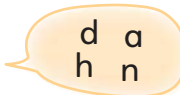
\_\_\_\_\_




**2**



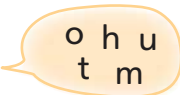
\_\_\_\_\_




**5**



\_\_\_\_\_



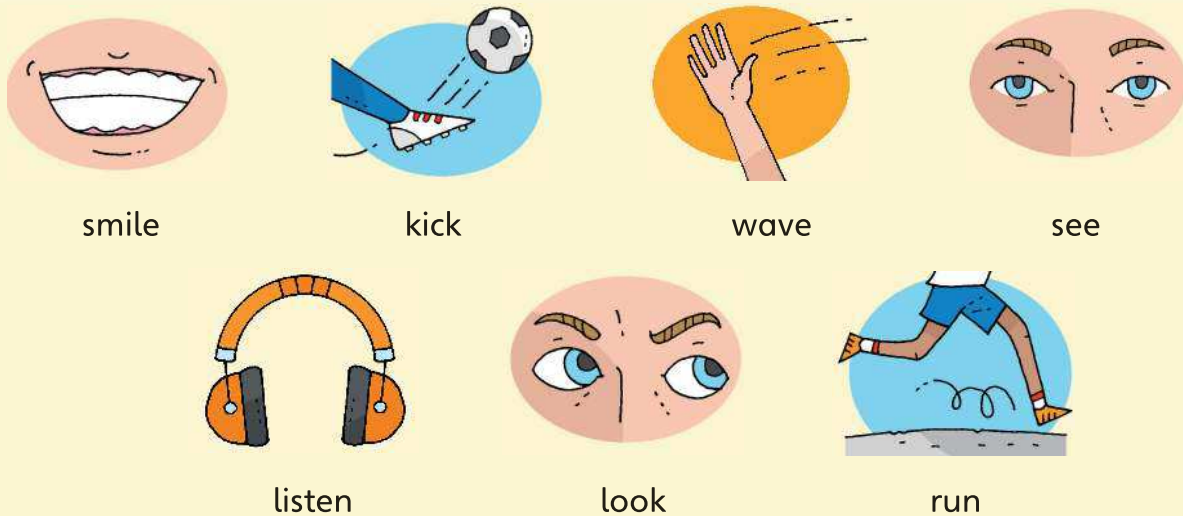
**B** What's not there? Write the parts of the face.



1 his ears    2 her .....    3 his .....    4 his .....    5 her .....

**C** Choose and write the correct word.

- I ..... with my mouth.
- I ..... and ..... with my eyes.
- I ..... to music with my ears.
- I ..... at my friends with my hand.
- I can ..... a ball with my feet and I can ..... with my feet and legs.






**D** Look at Sam's robot. Choose and write words on the lines.

~~computer~~ clock keyboard kites socks


- 1 The computer is the robot's face.
- 2 The ..... is the robot's mouth.
- 3 The ..... is the robot's body.
- 4 The ..... are the robot's arms.
- 5 The ..... are the robot's legs.

Now draw the robot's eyes, ears and nose.



**E** Look at the picture. Find words to complete the sentences.

~~smiling~~ frog tail hand boxes ball waving



The family are smiling. But they aren't sitting on chairs! The boy's (1) ..... from the tree! Can you see the (2) ..... under his sister? The old man and woman are sitting on two (3) ..... The baby's got a flower in her (4) ..... and she and her mum are sitting on a big (5) ..... The cat's on the shoe! Can you see its brown (6) ..... ?

**F** *Funtime* Play the game! Draw the monkey.

